


Checking work on the IEEE PDF eXpress website

Step-by-step instruction

1. Go to the IEEE PDF eXpress website — <http://www.pdf-express.org/>

The page looks like this. Go through the registration procedure by clicking the New Users - Click Here button.



The screenshot shows the IEEE PDF eXpress website. At the top, the IEEE logo is on the left, followed by the text "The world's leading professional association for the advancement of technology". To the right are links for "Shop | Join | myIEEE | Contact Us | Sitemap | IEEE Xplore". Below this is a navigation bar with buttons for "About Us", "Membership", "Publications", "Conferences", "Standards", "Careers", "Education", "Volunteers", "Societies", and "Geographic Activities".


The main content area features the IEEE PDF eXpress logo on the left. To its right is the heading "IEEE PDF eXpress® Login Page" and a link "New Users - Click here". Below the link are three input fields for "Conference ID:", "Email Address:", and "Password:". A link "Forgot your password?" is positioned below the password field. At the bottom of the form are two buttons: "Login" and "Сбор" (Collection).

On the left side of the main content area, there is a vertical menu with four items: "Using IEEE PDF eXpress", "Contact Us", "Login Assistance", and "Login", each preceded by a double arrow icon.

At the bottom of the page, there is a footer with links for "IEEE Home", "Sitemap", "Search", "Privacy & Security", and "Terms & Conditions". Below these links is the text: "If you would like to contact the IEEE PDF eXpress Webmaster, email IEEE PDF eXpress Webmaster © Copyright 2020, IEEE. Terms & Conditions. Privacy & Security. (Host Webmaster)". The IEEE logo is also present in the bottom right corner.

Enter the following information in the fields:

- Conference ID — 50437XP
- Email Address
- Confirm Email Address
- Choose a Password




The world's leading professional association
for the advancement of technology

[Shop](#) | [Join](#) | [myIEEE](#) | [Contact Us](#) | [Sitemap](#) | [IEEE Xplore](#)

[About Us](#) | [Membership](#) | [Publications](#) | [Conferences](#) | [Standards](#) | [Careers](#) | [Education](#) | [Volunteers](#) | [Societies](#) | [Geographic Activities](#)

IEEE PDF eXpress Account Setup




Please enter the IEEE PDF eXpress Conference ID provided by your Conference Publication Chair, your email address, and choose a password for your account. Valid characters for password creation include: A-Z a-z 0-9 - _

>> Using IEEE PDF eXpress	Conference ID: <input type="text"/>
>> Contact Us	Email Address: <input type="text"/>
>> Login Assistance	Confirm Email Address: <input type="text"/>
>> Login	Choose a Password: <input type="text"/>

[IEEE Home](#) | [Sitemap](#) | [Search](#) | [Privacy & Security](#) | [Terms & Conditions](#)

If you would like to contact the IEEE PDF eXpress Webmaster, email [IEEE PDF eXpress Webmaster](#)
© Copyright 2020, IEEE. [Terms & Conditions](#). [Privacy & Security](#)
(Host Webmaster)



Fill in the profile with information in English. Fields required for filling: First Name, Last Name, Telephone Number, Institution, address, city, postal code, country, confirm password (highlighted in red in the screenshot). The other fields are optional.



Create Account



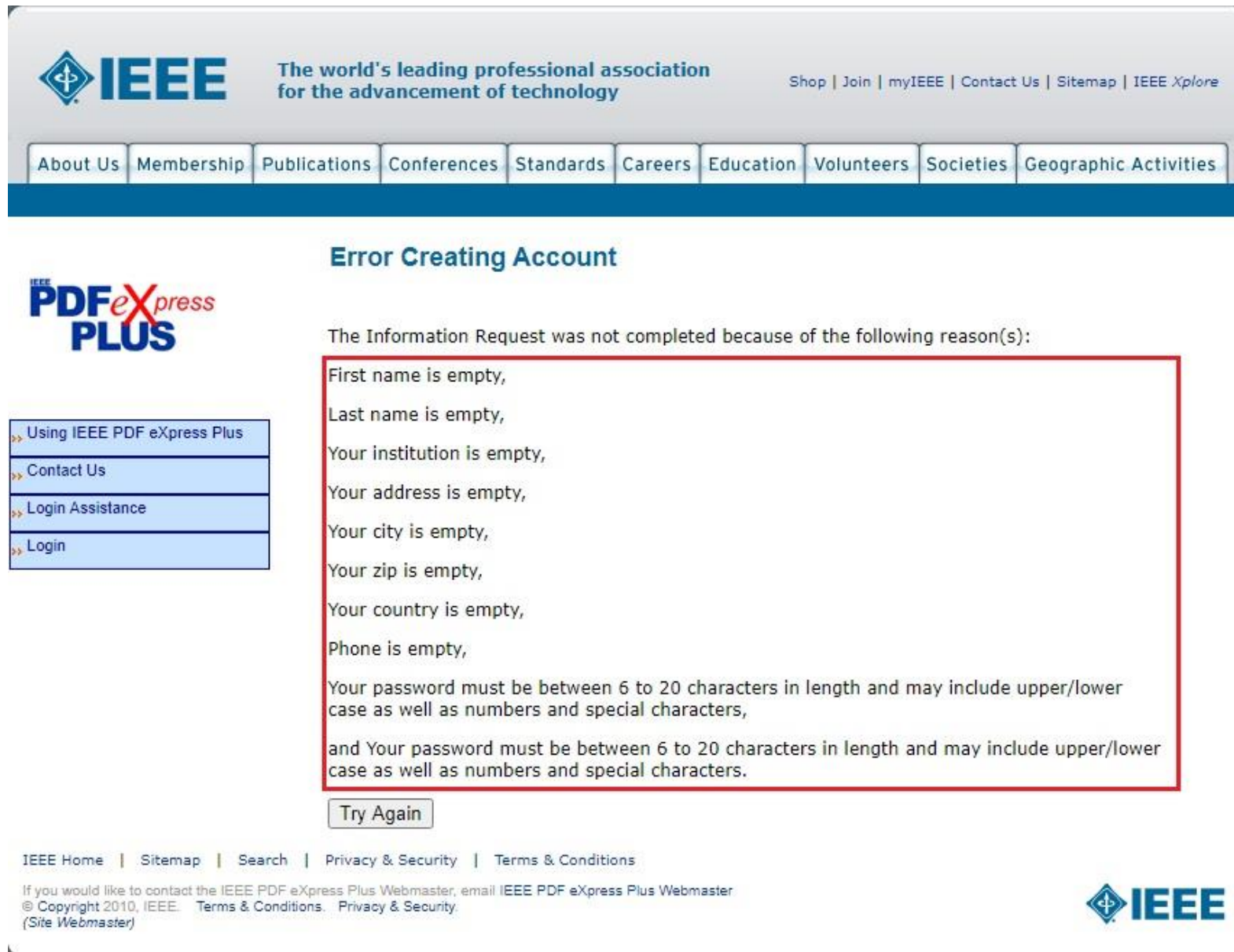
- [Using IEEE PDF eXpress Plus](#)
- [Contact Us](#)
- [Login Assistance](#)
- [Login](#)

Account Information	
*Conference ID:	50437xp
*Email Address:	[REDACTED]
*First Name:	<input type="text"/>
Middle Name:	<input type="text"/>
*Last Name:	<input type="text"/>
<small>Valid Name characters are A-Z, 0-9, and "()-' ". Spaces are allowed.</small>	
Suffix (Jr/Sr/III):	<input type="text"/>
Salutation (informal name):	<input type="text"/>
*Telephone Number:	<input type="text"/>
Fax Number:	<input type="text"/>
<small>Enter area/country code with telephone/fax number (+555-555-2323)</small>	
*Institution (affiliation):	<input type="text"/>
Department:	<input type="text"/>
*Address:	<input type="text"/>
Address 2:	<input type="text"/>
*City:	<input type="text"/>
State:	<input type="text"/>
*Zip Code:	<input type="text"/>
*Country:	<input type="text"/>
*Create Password:	<input type="password"/>
*Confirm Password:	<input type="password"/>

* indicates a required field

After filling, click the Submit button.

If there are any mistakes, it will be showed on a screen. Click the [Try Again](#) button to fix them.



The screenshot shows the IEEE website header with the logo and tagline "The world's leading professional association for the advancement of technology". Navigation links include Shop, Join, myIEEE, Contact Us, Sitemap, and IEEE Xplore. A menu bar contains links for About Us, Membership, Publications, Conferences, Standards, Careers, Education, Volunteers, Societies, and Geographic Activities.

Error Creating Account


The Information Request was not completed because of the following reason(s):

- First name is empty,
- Last name is empty,
- Your institution is empty,
- Your address is empty,
- Your city is empty,
- Your zip is empty,
- Your country is empty,
- Phone is empty,
- Your password must be between 6 to 20 characters in length and may include upper/lower case as well as numbers and special characters,
- and Your password must be between 6 to 20 characters in length and may include upper/lower case as well as numbers and special characters.

[Try Again](#)

IEEE Home | Sitemap | Search | Privacy & Security | Terms & Conditions

If you would like to contact the IEEE PDF eXpress Plus Webmaster, email IEEE PDF eXpress Plus Webmaster
© Copyright 2010, IEEE. Terms & Conditions. Privacy & Security.
(Site Webmaster)



After successful registration, you will be redirected to the following page.

Home - Title Status


Welcome Pavel Kononyuk, [Logoff](#)

- To begin, click on the "Create New Title" button. You can convert 20 source files and check 10 PDF files with one Paper ID.
- You are encouraged to correct all content, spelling, and grammatical errors before using this service.


(Click on the Paper Title to view the PDF)
(Click on the column heading to change the table sort)

Paper ID	Paper Title
No titles have been created.	
Status* Manual Conversion = File Type Not Automated - conversion will be performed next business day Error = Please check your email for additional information Upload incomplete = Click on the "Try Again" link to complete the upload of your file	

[Create New Title](#)




- » Logoff
- » Home - Title Status
- » Using IEEE PDF eXpress®
- » Preparing Source Files
- » The PDF Check Report
- » FAQs
- » IEEE PDF eXpress® Support
- » NEW Article Templates
- » IEEE Citation Reference
- » Edit Account Information



IEEE Home | Sitemap | Search | Privacy & Security | Terms & Conditions

If you would like to contact the IEEE PDF eXpress® Webmaster, email [IEEE PDF eXpress® Webmaster](#)
© Copyright 2020, IEEE. [Terms & Conditions](#). [Privacy & Security](#).
(Host Webmaster)



Click the Create New Title button.

Enter the file name in the “Enter Title Info” field (for example, 1_01_IvanovII_en) and click the [Submit File for Checking or Converting](#) button.

Check or Convert



- » Logoff
- » Home - Title Status
- » Using IEEE PDF eXpress®
- » Preparing Source Files
- » The PDF Check Report
- » FAQs
- » IEEE PDF eXpress® Support
- » NEW Article Templates
- » IEEE Citation Reference
- » Edit Account Information

Paper Information

Enter Title Info:

1_01_IvanovII_en

[Submit File for Checking or Converting](#)

[Return to Home - Title Status](#)



[IEEE Home](#) | [Sitemap](#) | [Search](#) | [Privacy & Security](#) | [Terms & Conditions](#)

If you would like to contact the IEEE PDF eXpress® Webmaster, email [IEEE PDF eXpress® Webmaster](#)
© Copyright 2020, IEEE. [Terms & Conditions](#). [Privacy & Security](#).
(Host Webmaster)



Select the file using the Browse... button and after uploading it click the Upload File button.



- >> Logoff
- >> Home - Title Status
- >> Using IEEE PDF eXpress®
- >> Preparing Source Files
- >> The PDF Check Report
- >> FAQs
- >> IEEE PDF eXpress® Support
- >> NEW Article Templates
- >> IEEE Citation Reference
- >> Edit Account Information

Upload File

File Information

File Name:

Файл не выбран.

If you do not see the browse button, your browser does not support file uploads. Consult [Using IEEE PDF eXpress® for recommended web browsers](#)



[IEEE Home](#) | [Sitemap](#) | [Search](#) | [Privacy & Security](#) | [Terms & Conditions](#)

If you would like to contact the IEEE PDF eXpress® Webmaster, email [IEEE PDF eXpress® Webmaster](#)
© Copyright 2020, IEEE. [Terms & Conditions](#). [Privacy & Security](#).
(Host Webmaster)



After downloading the file, this message will be shown, and a letter will be sent to your mail.

- » Logoff
- » Home - Title Status
- » Using IEEE PDF eXpress®
- » Preparing Source Files
- » The PDF Check Report
- » FAQs
- » IEEE PDF eXpress® Support
- » NEW Article Templates
- » IEEE Citation Reference
- » Edit Account Information

File Upload Results

- If you submitted a file for conversion, a PDF will be sent to you shortly via email. This PDF will also be available through your account. In addition, you will receive an email confirming receipt of your source file or archive.
- If you submitted a PDF it is being Checked against the latest IEEE Xplore requirements for PDF. The results will be sent via email shortly. You will also receive an email confirming receipt of your PDF.

File Details	
Filename:	IEEE-2020-01-01-194301.pdf
Size in bytes:	194301
Content Type:	application/pdf

If you do not receive a PDF within 24 hours, contact [Technical Support](#).

[IEEE Home](#) | [Sitemap](#) | [Search](#) | [Privacy & Security](#) | [Terms & Conditions](#)

If you would like to contact the IEEE PDF eXpress® Webmaster, email IEEE.PDF.eXpress@webmaster.ieee.org
© Copyright 2020, IEEE. [Terms & Conditions](#) [Privacy & Security](#)
(Host Webmaster)

The letter with acceptance of work for processing:

IEEE PDF eXpress Plus Author Services <support@incontrolproductions.net>

кому: я ▾

11:17 (1 минуту назад)



 английский ▾ > русский ▾ [Перевести сообщение](#)

[Отключить для языка: английский](#) ✕

Dear [REDACTED]

PDF eXpress Plus has received your file:

Filename: [REDACTED]

Title: [REDACTED]

Paper ID: 6614485

Received: 16 September 2020 01:17 -0800 GMT

If you submitted a PDF: PDF eXpress Plus will compare your PDF to the latest IEEE Xplore requirements. You will receive another email when your PDF has been checked.

If you submitted source file(s): PDF eXpress Plus will convert your source file(s) to PDF in accordance with the latest IEEE Xplore requirements. Check your PDF eXpress Plus account and click "Refresh File Status" to see the result.

Thank you for using PDF eXpress Plus!

For guidance in creating Xplore-compliant PDFs, visit [our online FAQ](#)

In a few minutes, you will receive another email indicating a successful compatibility check:

Dear [REDACTED]

Congratulations! The following PDF has passed the PDF Check:

Filename: [REDACTED]

Title: [REDACTED]

Paper ID: 6613677

Creation Date: 15 September 2020 08:56 -0800 GMT

The approved file is labeled within its document properties as being "Certified by IEEE PDF eXpress", with an exact date and time stamp.

ANY changes made to your PDF at this point will impact Xplore compatibility.

To submit your final paper to the conference, log into your PDF eXpress Plus account. If you are satisfied with the file, click on the "Approve for Collection" link. Follow the instructions on screen to complete submission. The deadline is 10 October 2020.

Thank you for using PDF eXpress Plus!

For guidance in creating Xplore-compliant PDFs, visit [our online FAQ](#)

If the work you uploading is not in PDF format, then the processing time increases to several hours.

We recommend you to do these checks after every change to your work for avoiding any mistakes during the publishing.